

Law Debenture

Factsheet 30 April 2017

Fair value of independent fiduciary services business (IFS)

Performance data and trust statistics include the fair value of the IFS, which uplifted the NAV by 62.4p per share.

Fund objective

Our objective is to achieve long term capital growth in real terms and steadily increasing income. The aim is to achieve a higher rate of total return than the FTSE All-Share Index through investing in a portfolio diversified both geographically and by industry.

Fund managers' comments



James Henderson

April was a good month for the Trust, which rose 1.0% (using fair value NAV on a cum income basis) relative to the FTSE All-Share which fell 0.4%.

Following the unexpected announcement of a UK general election, sterling rose relative to currencies such as the US Dollar. This caused the large cap FTSE 100 Index, which is highly international in terms of its end market exposure, to underperform as its international earnings are now worth less when translated back into sterling. In contrast more domestically orientated small and medium sized companies in the UK performed well. As a result many of our best performers during the month were domestic companies including textile rental company Johnson Service Group, building materials producer Marshalls and student accommodation constructor Watkin Jones.

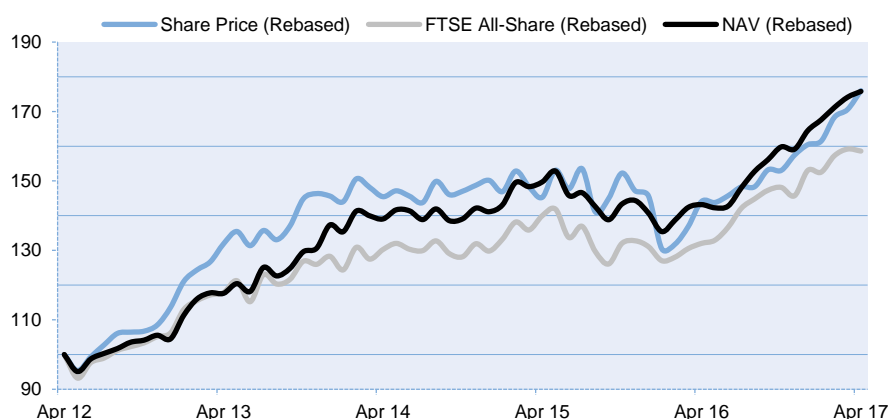
Among the largest detractors from performance was IP Group, which aims to commercialise technologies from UK and US universities. One of its peer group, Allied Minds, materially wrote down its assets and therefore IP Group fell in sympathy. We do not, however, think there is relevant read across from Allied Minds as IP Group's portfolio is largely listed (and therefore is more transparent in terms of its valuation). We therefore added to the position in IP Group on share price weakness.

During the month we took profits in a number of positions where the shares have significantly re-rated including US defence company Lockheed Martin, Apple and miners Rio Tinto and BHP Billiton.

*Performance over	1yr	3yrs	5yrs	10yrs
Share price (total return)	22.1%	21.0%	76.0%	121.8%
Net asset value (total return)	22.8%	26.4%	75.8%	128.5%
FTSE All-Share (total return)	20.1%	21.8%	58.6%	68.9%

*Performance source: Morningstar (1 yr, 3 yrs & 5 yrs based on debt at fair value and including fair value of IFS businesses).

Performance (April 2012 = 100)



*Trust statistics

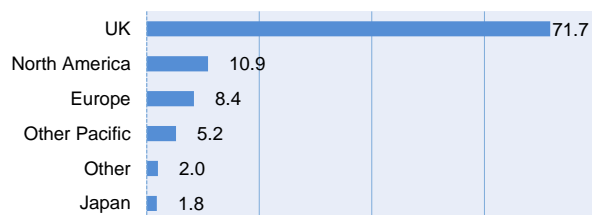
NAV (debt at fair value)			
NAV per ordinary share (cum income)	622.6p	Gross total assets	£880m
NAV per ordinary share (ex income)	616.8p	Group gearing – AIC (net)	9.0%
Share price (code LWDB)	569.5p	Yield	2.9%
Premium/(discount) (cum income)	-8.5%	Ongoing charges	0.45%

*Trust statistics are based on debt at fair value and including fair value of IFS business.

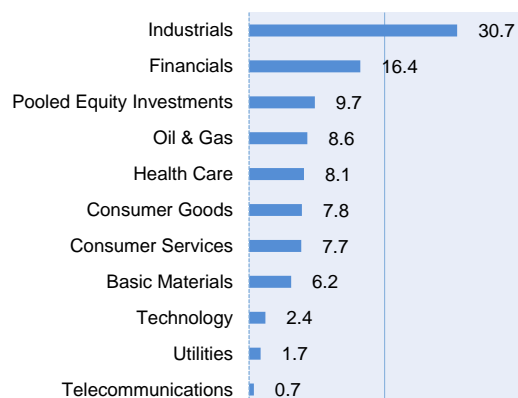
Please remember that past performance is not a guide to future performance. The value of an investment and the income from it can rise as well as fall as a result of market and currency fluctuations, and you may not get back the amount originally invested.

Factsheet 30 April 2017

Geographic breakdown (%)



Sector Breakdown (%)



Pooled Equity Investments include (%):

Baillie Gifford Pacific	2.2%
Stewart Investors Asia Pacific	2.0%
Templeton Emerging Markets Investment Trust	1.4%

Top Ten Equity Holdings (excluding Pooled Equity Investments)

Royal Dutch Shell	3.0%	Rio Tinto	1.8%
HSBC	2.3%	Prudential	1.7%
Rolls Royce	2.2%	Spectris	1.7%
GKN	2.2%	Hill & Smith	1.7%
BP	1.9%	Senior	1.7%

Trust information

Sector	Global Growth	Dividend payment	April, September
Benchmark	FTSE All-Share index	Last ex div date	16 March 2017
Trust type	Conventional (Ords)	Management fee (based on NAV)	0.30%
Launch date	December 1889	Performance Fee	No
Financial year end	31 December		

Company History

From its origins in 1889, Law Debenture has diversified to become a group with a unique range of activities in the financial services sector. The group divides into two distinct complementary areas of business.

Firstly, we are a global investment trust, listed on the London Stock Exchange. Our portfolio of investments is managed by Henderson Global Investors Limited under a contract terminable by either side on six months' notice.

Secondly, we are a leading provider of independent fiduciary services. Our activities are corporate trusts, pension trusts, corporate services (including agent for service of process), governance services and whistle blowing services.

We have offices in London, the Channel Islands, Delaware, Hong Kong, Ireland, New York, and Sunderland.

Contact Information

Michael Adams	Tim Fullwood
Chief Executive Officer	Chief Financial Officer
Email: michael.adams@lawdeb.com	Email: tim.fullwood@lawdeb.com
Tel: +44 (0) 207 606 5451	Tel: +44 (0) 207 606 5451

Important information

The Law Debenture Corporation p.l.c. currently conducts its affairs so that its ordinary shares are capable of being recommended by independent financial advisors to ordinary retail investors in accordance with relevant FCA rules. Our ordinary shares are, we consider, mainstream investment products because they are shares in an investment trust. The Corporation intends to continue conducting its affairs for the foreseeable future so that the ordinary shares can continue to be categorised as mainstream.

Tax assumptions may change if the law changes, and the value of tax relief will depend upon your individual circumstances. The views, information and data in this publication should not be deemed as a financial promotion or recommendation. The Law Debenture Corporation p.l.c. is not authorised to give financial advice and nothing in this Factsheet is intended to be an inducement to buy, sell or hold our shares. This factsheet is not, and is not intended to be, a financial promotion.