

Law Debenture

Factsheet 31 October 2018

Fair value of independent professional services business (IPS)

Performance data and trust statistics include the fair value of the IPS, which uplifted the NAV by 70.1p per share.

Fund objective

Our objective is to achieve long term capital growth in real terms and steadily increasing income. The aim is to achieve a higher rate of total return than the FTSE All-Share Index through investing in a portfolio diversified both geographically and by industry.

Fund managers' comments



James Henderson

October was a difficult month for markets, with the funds benchmark the FTSE All-Share declining by 5.2%. Over the same time period, the net asset value of the Trust declined 6.1% (on a total return basis with debt at fair value). Within this a fall in bond yields meant that the fair value of the debt was revalued upwards. Keeping debt at par the net asset value fell 5.8%.

Concerns regarding a US-Chinese trade war and the knock-on impact on global economic growth meant industrials performed particularly poorly and at the sector level this was the biggest detractor on performance. This weakness in industrials was fairly indiscriminate and on any sign of earnings downgrades shares fell materially. We are using opportunities where we think shares have fallen excessively to add to holdings, for example we added to the position in galvaniser Hill & Smith.

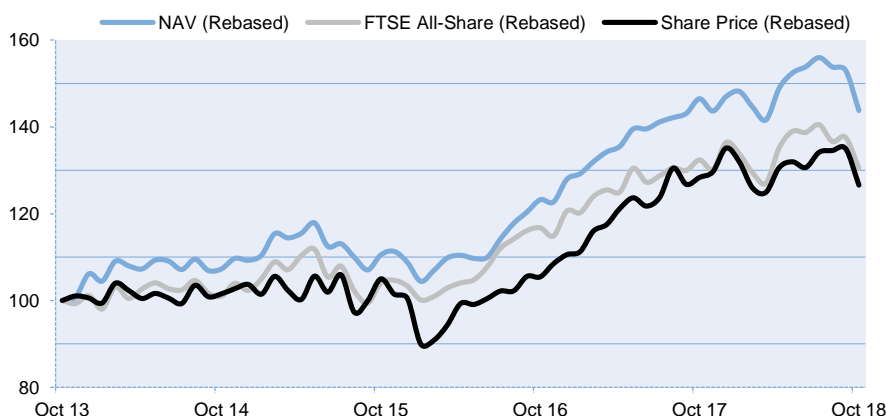
Our view is that October will not be seen as the end of a nine year bull market but rather a correction. The macro worries are intense but the market is responding favourably to any glimmer of good news. Therefore it would appear investors are positioned for some of the difficulties ahead. There would be a substantial rally if Trump and China find common ground and the UK/EU come to a compromise. The valuations are undemanding unless we are looking at a real global recession.

Performance over	1yr	3yrs	5yrs	10yrs
Net asset value total return ¹	-1.9%	30.1%	43.8%	207.6%
FTSE Actuaries All-Share total return ²	-1.5%	25.4%	30.5%	156.7%
Share price total return ²	-1.4%	20.6%	26.6%	268.0%

¹ Net Asset Value at fair value calculated in accordance with AIC methodology, based on performance data held by Law Debenture

² Source: Bloomberg

Performance (October 2013 = 100)



Trust statistics

NAV (debt at fair value)			
NAV per ordinary share (cum income) ¹	637.5p	Gross total assets	£891m
NAV per ordinary share (ex income) ¹	626.4p	Group gearing / (net cash) – AIC (net) ²	2.0%
Share price (code LWDB)	572.0p	Dividend Yield ²	3.0%
Premium/(discount) (cum income)	-10.3%	Ongoing charges ²	0.43%


¹ Net Asset Value at fair value calculated in accordance with AIC methodology, based on performance data held by Law Debenture including fair value of the IPS businesses and long term borrowings

² Source: AIC

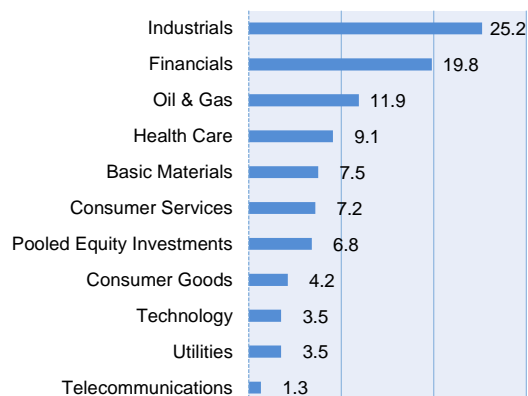
Please remember that past performance is not a guide to future performance. The value of an investment and the income from it can rise as well as fall as a result of market and currency fluctuations, and you may not get back the amount originally invested.

Factsheet 31 October 2018

Geographic breakdown (%)



Sector Breakdown (%)



Pooled Equity Investments include (%):

Stewart Investors Asia Pacific	1.9%
Herald Investment Trust	1.5%
Baillie Gifford Pacific	1.4%

Top Ten Equity Holdings (excluding Pooled Equity Investments)

Royal Dutch Shell	4.7%	Rio Tinto	2.1%
BP	2.7%	Rolls Royce	2.0%
GlaxoSmithKline	2.6%	Hiscox	1.8%
HSBC	2.5%	Johnson Service	1.7%
Senior	2.3%	Relx	1.7%

Trust information

Sector	Global	Dividend payment	April, September
Benchmark	FTSE All-Share index	Last ex div date	09 August 2018
Trust type	Conventional (Ords)	Management fee (based on NAV)	0.30%
Launch date	December 1889	Performance Fee	No
Financial year end	31 December		

Company History

From its origins in 1889, Law Debenture has diversified to become a group with a unique range of activities in the financial and professional services sectors. The group divides into two distinct complementary areas of business.

Firstly, we are a global investment trust, listed on the London Stock Exchange. Our portfolio of investments is managed by James Henderson and Laura Foll of Janus Henderson Investors under a contract terminable by either side on six months' notice.

Secondly, we are a leading provider of independent professional services. Our activities are corporate trusts, pension trusts, corporate services (including agent for service of process), governance services and whistle blowing services.

We have offices in UK, Cayman Islands, Channel Islands, Delaware, Dublin, Hong Kong and New York.

Contact Information

Denis Jackson	Katie Thorpe
Chief Executive Officer	Chief Financial Officer
Email: denis.jackson@lawdeb.com	Email: katie.thorpe@lawdeb.com
Tel: +44 (0) 207 606 5451	Tel: +44 (0) 207 606 5451

Important information

The Law Debenture Corporation p.l.c. currently conducts its affairs so that its ordinary shares are capable of being recommended by independent financial advisors to ordinary retail investors in accordance with relevant FCA rules. Our ordinary shares are, we consider, mainstream investment products because they are shares in an investment trust. The Corporation intends to continue conducting its affairs for the foreseeable future so that the ordinary shares can continue to be categorised as mainstream.

Tax assumptions may change if the law changes, and the value of tax relief will depend upon your individual circumstances. The views, information and data in this publication should not be deemed as a financial promotion or recommendation. The Law Debenture Corporation p.l.c. is not authorised to give financial advice and nothing in this Factsheet is intended to be an inducement to buy, sell or hold our shares. This factsheet is not, and is not intended to be, a financial promotion.